



Fire Testing Laboratory



TEST REPORT

FOR

PROFLEX PRODUCTS, INC.

2500 Drane Field Road
Suite #105
Lakeland, FL 33811

Surface Burning Characteristics of Building Materials

ASTM E-84-11a

Test Report No: FH-2332-1-2

Assignment No: H-915

Test Date: 09/20/2012

Report Date: 09/24/2012

Subject Material: Porcelain tile with polymer modified sanded grout adhered to Proflex MSC 90 underlayment
Porcelain tile with polymer modified sanded grout adhered to Proflex RCU 250 underlayment

Prepared by: _____

Michael J. Rizzo
Test Engineer

Reviewed by: _____

Robert J. Menchetti
Director, Laboratory Facilities and Testing Services

The results reported in this document apply to specific samples submitted for measurement. No responsibility is assumed for performance of any other specimen. This report may not be reproduced, except in full, without the written approval of the laboratory. The laboratory's test reports in no way constitutes or implies product certification, approval or endorsement by this laboratory.



MATERIAL TESTED:

Material submitted by Proflex Products, Inc. of Lakeland, FL, was described by the client as:

**Composite Sample No. 1: Porcelain Tile
Polymer Modified Sanded Grout
ANSI 118.11 Thin Set Adhesive
Proflex MSC 90 Underlayment – 0.090" Thick
Hardy Cement Backer Board**

**Composite Sample No. 2: Porcelain Tile
Polymer Modified Sanded Grout
ANSI 118.11 Thin Set Adhesive
Proflex RCU 250 Underlayment – 0.250" Thick
Moisture Cured PU Adhesive
Hardy Cement Backer Board**

Each composite sample was submitted in (6) 2 ft. wide x 4 ft. long panels, assembled in the order as listed above. The porcelain tile side was exposed to the fire.

METHOD OF SUPPORT:

The specimen panels were placed end to end, and butted tightly together, to achieve the required 24 ft. length. No additional support was required.

LID PROTECTION:

1/4 in. thick non-combustible fiber reinforced cement board was placed over the specimen as lid protection.

RESULTS:

The results can be found on page 3 of this report.

TEST NO.	MATERIAL TESTED	SIDE EXPOSED	SUPPORT	CALCULATED	
				FLAME SPREAD INDEX *	SMOKE DEVELOPED INDEX*
1	Composite Sample No. 2	TILE	SELF	0.00	0.00
2	Composite Sample No. 1	TILE	SELF	0.00	0.81

MATERIAL TESTED	SIDE EXPOSED	SUPPORT	FLAME SPREAD INDEX *		SMOKE DEVELOPED INDEX*	
			DECKS	SELF	DECKS	SELF
RED OAK FLOORING	NA	SELF	100	0	100	0
REINFORCED CEMENT BOARD	NA	SELF	0	0	0	0

1	Composite Sample No. 2	TILE	SELF	0	0
2	Composite Sample No. 1	TILE	SELF	0	0

* Flame Spread/Smoke Developed Index is the result (or average of the results of multiple tests), rounded to the nearest multiple of 5. Smoke Developed in excess of 200, rounded to the nearest 50.

CLASSIFICATION
 CLASS "A" < 25
 CLASS "B" 26 - 75
 CLASS "C" 76 - 200

This is a COPY of an ORIGINAL document. Visit www.proflex.us to authenticate content.



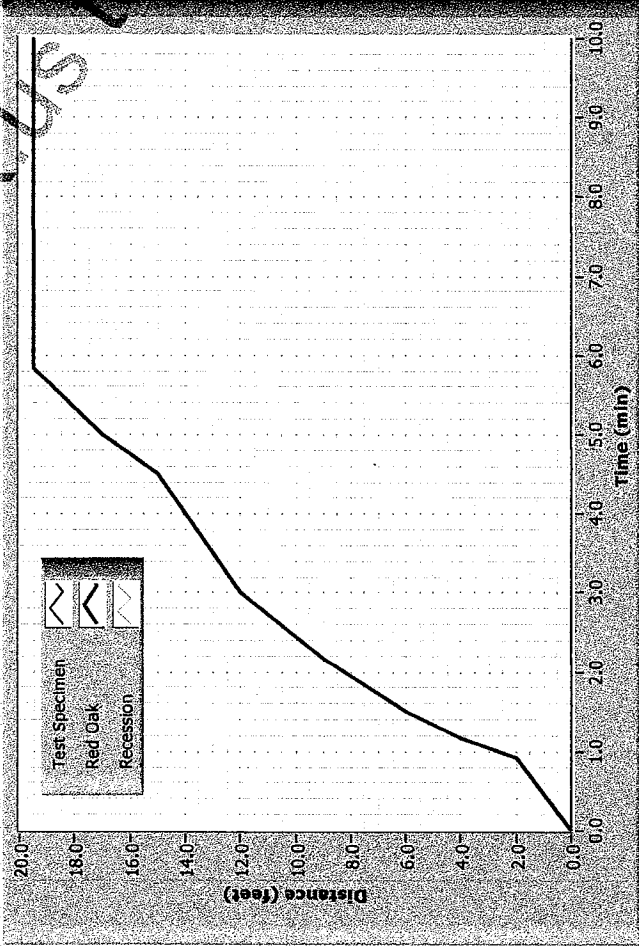
Fire Testing Laboratory

NGC
Testing Services

ADC DRAFT (IN. H₂O) 0.080
GAS PRESS (IN. H₂O) 0.289
GAS VOL (CF) 50.25
BTU/cf 998
SHUTTER (IN.) 3.00
TEMP. 13' BURIED 105 F

Flame Spread: 0.00
Area under Flame Curve (ft²min): 0.00

Flame Spread



TEST#: FH-2332-1 DATE: 9/20/2012

TEST METHOD: ASTM-E84-11a

CLIENT: Proflex Products, Inc.

PROJECT#: H-915

SAMPLE: Sample No. 2

MATERIAL: (6) 2' x 4' panels

SUPPORT: Wire & Rods

REMARKS:


Ignition Time: 0.00

Max Flame Front: 0.00 FT. @ 10:00

Smoke Developed: 0.00

Area under Smoke Curve (%A-min): 0.00

Smoke Developed





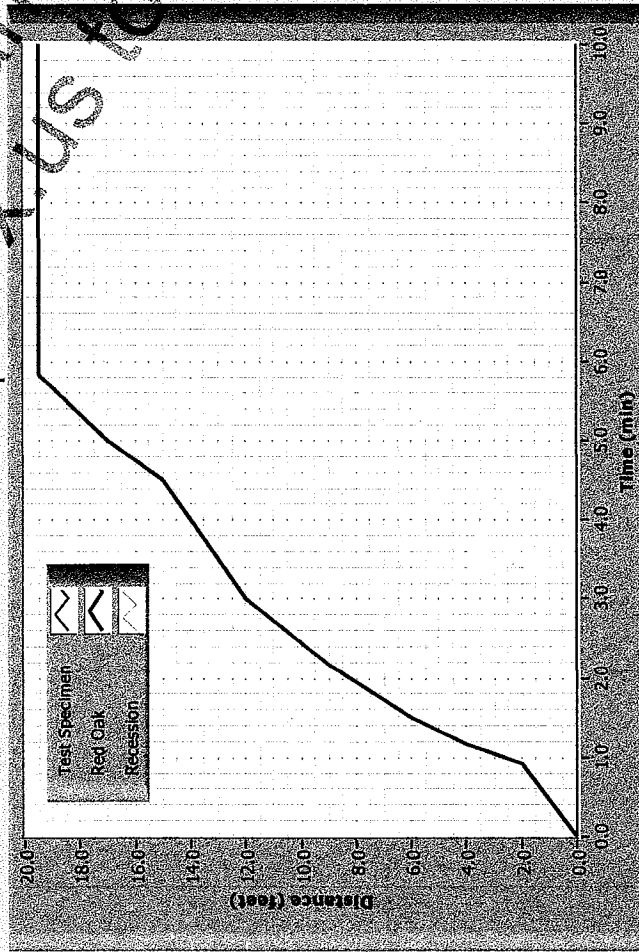
Fire Testing Laboratory

NGC
Testing Services

ADC DRAFT (IN. H2O) 0.080
 GAS PRESS. (IN. H2O) 0.288
 GAS VOL (CF) 50.15
 BTU/cf 1000
 SHUTTER (IN.) 3.00
 TEMP. 13. BURPED 105 F

Flame Spread: 0.00
 Area under Flame Curve (ft-min): 0.00

Flame Spread



TEST#: FH-2332-2 DATE: 9/20/2012
 TEST METHOD: ASTM-E84-11a

CLIENT: Proflex Products, Inc.
 PROJECT#: H-915
 SAMPLE: Sample No. 1
 MATERIAL: (6) 2' x 4' panels
 SUPPORT: Wire & Rods
 REMARKS:
 Ignition Time: 0:00
 Max Flame Front: 0.00 FT. @ 0:00

Smoke Developed: 0.81
 Area under Smoke Curve (%A-min): 0.41

Smoke Developed

