

## 1. PRODUCT NAME

ProBond

## 2. MANUFACTURER

PROFLEX® Products, Inc.  
2826 Broadway Center Blvd  
Brandon, Florida 33510  
Telephone: 863-937-9623  
Toll Free: 877-577-6353  
Fax: 863-937-9624  
Internet: [www.proflex.us](http://www.proflex.us)



## 3. PRODUCT DESCRIPTION

PROFLEX® ProBond Adhesive is a moisture cure urethane formulated for fast grab with excellent green strength to prevent boards from slipping in wet adhesive. It has extremely strong shear and tensile strength yet remains elastic and elongates to prevent breaking the bond to the subfloor under natural wood movement, making it the perfect adhesive to accommodate the exotic woods that expand and contract substantially with changes in humidity. The low slump formulation of ProBond allows trowel ridges to hold their form reducing hollow spots and costly repair time and expense. ProBond is suitable for installing all types and brands of hardwood flooring designated as “glue-down” by the wood manufacturer. ProBond is low in odor and VOC compliant.

### Advantages

- Easy applications
- Low solvent VOC formula
- Superior non-slip capability
- Strong Wet / Green capability
- Minimal shrinkage and non-slump for superior contact

### Suitable Surfaces

- PROFLEX® Elastomeric Membranes & RCU Underlayments
- Concrete
- Portland Based Underlayments
- Properly Prepared Gypsum
- APA Approved Plywood
- Terrazzo
- Fiber Cement Underlayment
- Radiant Heated Subfloors
- Properly Prepared VCT (Single Layer)
- Properly Prepared Sheet Vinyl (Single Layer, fully adhered)

### RESTRICTIONS:

1. For interior installations only.
2. Do not install over adhesive residue including cutback.
3. Do not install when ambient temperature is not between 60°F & 95°F.
4. Do not install when ambient relative humidity is above 65%.
5. It is the sole responsibility of the installer to determine the suitability and compatibility of the adhesive for the user's intended use.

### CLEAN-UP:




Remove the adhesive from the wood floor surface as soon as possible before the adhesive dries. Use a soft cloth and PROFLEX® Urethane Adhesive Remover (UAR) carefully to not harm the finish. Clean equipment and tools with UAR while the adhesive is still wet.

**CAUTION:** PROFLEX® Urethane Adhesive Remover is flammable. Read and follow all precautions on container label.

### Packaging

4 Gallon pail, 48 pails per pallet

### Coverage & Required Trowels

FLOORING	TROWEL	ESTIMATED SPREAD RATE (per gallon)
≤ 1/2" Engineered Hardwood Flooring	 3/16" x 5/32" V	45-55 sq/ft
>1/2" Engineered, ≤1/2" Solid Hardwood	 1/4" x 1/4" x 1/8" SQ	35-45 sq/ft
Parquet	 1/8" x 1/8" x 1/8" SQ	70-80 sq/ft

\*Trowel size is suggested to maximize coverage of adhesive. 100% coverage is required for all flooring. An uneven subfloor may require a leveling/patching material or a larger notched trowel for proper coverage of adhesive.

## 4. TECHNICAL DATA

### Technical Data

<b>Base</b>	Urethane Adhesive
<b>Color</b>	Tan
<b>Solids</b>	83-86%
<b>VOC Content</b>	<100 grams/liter
<b>pH</b>	N/A
<b>Consistency</b>	Creamy liquid
<b>Trowelability</b>	Smooth
<b>Shelf Life</b>	One year in unopened container
<b>Storage</b>	40°F-95°F in cool dry location
<b>Application Temperature</b>	65°F-95°F (18°-35°C)
<b>Traffic Restrictions</b>	Foot traffic in 8 hours, heavy in 24 hours
<b>Open Time</b>	Up to 45 minutes, depending on ambient conditions
<b>Freeze Thaw Stability</b>	Storage above 40°F in a cool dry location

## 5. INSTALLATION

### INSTALLING THE FLOOR:

Always follow the wood manufacturer's recommendations for subfloor moisture, subfloor levelness, expansion space and acclimation requirements. All subfloors must be smooth within 1/8" in 6', or 3/16" in 10' and structurally sound, clean, dry, smooth, and free of dust, wax, oils, paint, curing agents and any other contaminants that would interfere with a good bond.

- VERY IMPORTANT:** Select the correct trowel for the wood you are installing from the trowel chart. Using the incorrect trowel will void this adhesive warranty.
- This is a wet-lay adhesive. Do not spread more adhesive than can be covered within 30 - 45 minutes.
- Moisture cures this adhesive. It is the installer's responsibility to gauge the rate of cure as it can vary greatly, depending on ambient humidity.
- Always refer to the wood flooring manufacturer for subfloor moisture requirements and testing procedures before proceeding with the installation. Do not use if the substrate exceeds the wood flooring manufacturer's moisture limits.
- Good transfer of the adhesive to the wood is critical. Periodically, pull back a board that has just been installed, and make sure there is 100% adhesive transfer to the board.
- HVAC must be operational.

**ADDITIONAL APPLICATIONS:**

Approved for use with rubber tile, rubber stair treads & nosings and recycled rubber flooring. Most applications require a 1/16" square notched trowel.

**6. AVAILABILITY**

PROFLEX® Products are available nationwide.

To locate PROFLEX® products in your area, please contact:

Phone: 877-577-6353

Website: [www.proflex.us](http://www.proflex.us)

**7. WARRANTY**

PROFLEX® Products, Inc. provides a limited warranty for this product when used in accordance with printed specifications. A copy of the limited warranty can be obtained by calling technical service at 877-577-6353 or visit [www.proflex.us](http://www.proflex.us)

**8. MAINTENANCE**

None required, but installation performance and durability may depend on properly maintaining products supplied by other manufacturers.

**9. TECHNICAL SERVICES**

Technical assistance

Information is available by calling the Technical Support

Toll Free: 877-577-6353

Fax: 863-937-9624

Technical and safety literature: To acquire technical and safety literature, please visit our website [www.proflex.us](http://www.proflex.us)

**10. FILING SYSTEM**

Division 9